

TOSHIBA BARCODE PRINTER

Safety Precautions

Safety Summary

Personal safety in handling or maintaining the equipment is extremely important. Warnings and Cautions necessary for safe handling are included in this manual. All warnings and cautions contained in this manual should be read and understood before handling or maintaining the equipment.

Do not attempt to effect repairs or modifications to this equipment. If a fault occurs that cannot be rectified using the procedures described in this manual, turn off the power, unplug the machine, and then contact your authorised TOSHIBA TEC CORPORATION representative for assistance.

Meanings of Each Symbol



WARNING

This symbol indicates a potentially hazardous situation which, if not avoided, could result in death, serious injury, or serious damage, or fire in the equipment or surrounding objects.




CAUTION

This symbol indicates a potentially hazardous situation which, if not avoided, may result in minor or moderate injury, partial damage to the equipment or surrounding objects, or loss of data.




PROHIBITED

This symbol indicates prohibited actions (prohibited items). Specific prohibited contents are drawn inside or near the  symbol. (The symbol on the left indicates “no disassembling”.)



MUST be Performed

This symbol indicates actions which must be performed. Specific instructions are drawn inside or near the  symbol. (The symbol on the left indicates “disconnect the power cord plug from the outlet”.)

NOTE: Indicates information to which you should pay attention when operating the manual.




WARNING

This indicates that there is the risk of **death** or **serious injury** if the machine is improperly handled contrary to this indication.




Any other than the specified AC voltage is prohibited.

Do not use voltages other than the AC voltage specified on the rating plate, as this may cause **fire** or **electric shock**.



Prohibited

Do not plug in or unplug the power cord with wet hands as this may cause **electric shock**.



Prohibited

If the machine share the same electrical outlet with any other appliance that consumes a large amount of power, the voltage will fluctuate widely each time these appliances operate. Be sure to provide an exclusive outlet for the machine as this may cause **fire** or **electric shock**.



Prohibited

Do not place metal objects or water-filled containers such as flower vases, flower pots or mugs, etc. on top of the machine. If metal objects or spilled liquid enter the machine, this may cause **fire** or **electric shock**.



Prohibited

Do not insert or drop metal, flammable or other foreign objects into the machine through the ventilation slits, as this may cause **fire** or **electric shock**.




Prohibited

Do not scratch, damage or modify the power cords. Also, do not place heavy objects on, pull on, or excessively bend the power cords, as this may cause **fire** or **electrical shock**.



Disconnect the plug.

If the machine is dropped or their cabinet damaged, first turn off the power switch and disconnect the power cord plug from the outlet, and then contact your authorised TOSHIBA TEC CORPORATION representative for assistance. Continued use of the machine in that condition may cause **fire** or **electric shock**.



Disconnect the plug.




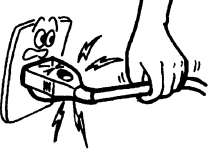







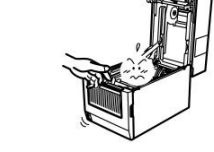
Continued use of the machine in an abnormal condition such as when the machine is producing smoke or strange smells may cause **fire** or **electric shock**. In these cases, immediately turn off the power switches and disconnect the power cord plug from the outlet. Then, contact your authorised TOSHIBA TEC CORPORATION representative for assistance.



- Avoid water, operation with wet hands or cleaning with a moistened cloth. Failure to do this may cause fire or electric shock.
- Use the specified battery only. Failure to do this may cause fire or electric shock.
- Danger of explosion if the battery is incorrectly replaced. Discard used batteries according to the manufacturer's instruction.
- Do not disassemble and modify the battery because it has a protection unit in it. Doing so may break the protection unit, causing the battery to heat up, burst or burn.
- If the battery gets wet, dry it completely. Using a wet battery may cause fire or electric shock.

Safety Precautions

ENGLISH VERSION

 <p>Disconnect the plug.</p> 	<p>If foreign objects (metal fragments, water, liquids) enter the machine, turn off the power switch and disconnect the power cord plug from the outlet, and then contact your authorised TOSHIBA TEC CORPORATION representative for assistance. Continued use of the machine in that condition may cause fire or electric shock.</p>	 <p>Disconnect the plug.</p> 	<p>When unplugging the power cords, be sure to hold and pull on the plug. Pulling on the cord may cut or expose the internal wires and cause fire or electric shock.</p>
 <p>Connect a grounding wire.</p> 	<p>Ensure that the equipment is properly grounded. Extension cables should also be grounded. Fire or electric shock could occur on improperly grounded equipment.</p>	 <p>No disassembling.</p> 	<p>Do not remove covers, repair or modify the machine by yourself. Contact your authorised TOSHIBA TEC CORPORATION representative for assistance. You may be injured by high voltage, very hot parts or sharp edges inside the machine.</p>
 <p>Prohibited</p> 	<p>Do not use a spray cleaner containing flammable gas for cleaning this product, as this may cause a fire.</p>	 <p>Prohibited</p> 	<p>Care must be taken not to injure yourself with the printer paper cutter.</p>



CAUTION

This indicates that there is the risk of personal **Injury** or **damage** to objects if the machine is improperly handled contrary to this indication.

Precautions

The following precautions will help to ensure that this machine will continue to function correctly.

- Try to avoid locations that have the following adverse conditions:
 - * Temperatures out of the specification
 - * Direct sunlight
 - * High humidity
 - * Shared power source
 - * Excessive vibration
 - * Dust/Gas
- The cover should be cleaned by wiping with a dry cloth or a cloth slightly dampened with a mild detergent solution. NEVER USE THINNER OR ANY OTHER VOLATILE SOLVENT on the plastic covers.
- USE ONLY TOSHIBA TEC CORPORATION SPECIFIED paper and ribbons.
- DO NOT STORE the paper or ribbons where they might be exposed to direct sunlight, high temperatures, high humidity, dust, or gas.
- Ensure the printer is operated on a level surface.
- Any data stored in the memory of the printer could be lost during a printer fault.
- Try to avoid using this equipment on the same power supply as high voltage equipment or equipment likely to cause mains interference.
- Unplug the machine whenever you are working inside it or cleaning it.
- Keep your work environment static free.
- Do not place heavy objects on top of the machine, as these items may become unbalanced and fall causing **injury**.
- Do not block the ventilation slits of the machine, as this will cause heat to build up inside the machine and may cause **fire**.
- Do not lean against the machine. It may fall on you and could cause **injury**.
- Unplug the machine when it is not used for a long period of time.
- Place the machine on a stable and level surface.
- Do not use this product in locations where use may be forbidden, for example, in an aeroplane or a hospital. If you do not know the forbidden areas, please refer to and follow the airline company or medical institution guidelines. Flight instruments or medical equipment may be affected, causing a serious accident.
- Since this product uses extremely low power compared with mobile phones, it cannot possibly interfere the pacemakers and defibrillators. However, if the use of this product should be likely to have affected the pacemaker or defibrillator, immediately stop using the product and contact your TOSHIBA TEC sales agent.
- This product communicates with other devices by radio. Depending on the installation location, orientation, environment, etc., its communication performance may deteriorate or devices installed near by may be affected.
- Keep away from microwave devices. Communication performance may deteriorate or a communication error may occur due to radio interference emitted from the microwave device.
- Since the Bluetooth and wireless LAN use the same radio frequency band, each radio wave may interfere with each other when they are used at the same time, causing a deterioration of communication performance or a disconnection of network. If there is any problem with connection, please stop using either Bluetooth or wireless LAN.
- To avoid injury, be careful not to catch or jam your fingers while opening or closing the cover.
- Do not touch moving parts. To reduce the risk that fingers, jewelry, clothing, etc., be drawn into the moving parts, turn off the power switch to stop movement.
- Be aware of the following precautions when using batteries. Otherwise they could heat up, burst or burn.
- Do not throw the battery into fire or heat it with a microwave or oven, etc.
- Do not load the battery with the electrodes reversed.
- Do not connect the electrodes with metal objects like wire. Do not carry or store the battery along with metal objects such as necklaces, hairpins, etc.
- Do not stick a needle into, hammer, step on, or drop the battery.
- Do not solder the battery.
- Do not leave the battery where the temperature is more than 50°C, such as inside a car or in direct sunlight.
- Keep away from flame or other sources of heat. Failure to do this may cause fire or machine failure.
- During lightning, turn off and keep away from the machine because of danger of electric shock and machine failure.
- Avoid locations subject to rapid change in temperature as this causes condensation, causing electric shock or machine failure.
- Do not damage the print head, platen or strip roller with a sharp object. Doing so may cause machine failure.
- Do not touch or contact the print head element with a hard object. Doing so may cause machine failure.
- Be sure to turn off the machine before replacing the battery, or machine failure may occur.
- Do not charge the battery near flame or under direct sunlight. High temperature may activate or damage the protection unit of the battery, disabling the electric charge or causing it to overheat, burst, or burn.
- Unload the battery when the machine will not be used for a long time. Failure to do this may cause machine failure.
- Keep the battery away from flame, a heat source or other locations subject to high temperature. Failure to do this may cause it to over heat or burn.
- Do not force the battery into the machine or battery charger. Doing so may cause the battery to overheat, burst or burn. Check for the correct electrode.
- Do not connect the battery to a power outlet or a car cigarette lighter jack as this may cause the battery to overheat, burst or burn.

Request Regarding Maintenance


- Utilize our maintenance services.
After purchasing the machine, contact your authorised TOSHIBA TEC CORPORATION representative for assistance once a year to have the inside of the machine cleaned. Dust will build up inside the machine and may cause a **fire** or a **malfunction**. Cleaning is particularly effective before humid rainy seasons.
- Our preventive maintenance service performs periodic checks and other work required to maintain the quality and performance of the machine, preventing accidents beforehand.
For details, please consult your authorised TOSHIBA TEC CORPORATION representative.
- Using insecticides and other chemicals
Do not expose the machine to insecticides or other volatile solvents. This will cause the cabinet or other parts to deteriorate and may cause the paint to peel.

Notes

- This manual may not be copied in whole or in part without the prior written permission of TOSHIBA TEC.
- The contents of this manual may be changed without notification.
- Please refer to your local Authorised Service representative with regard to any queries you may have in this manual.
- In case of the re-export of this printer, please make sure that necessary certifications in the countries where printer is used shall be obtained by the user before re-export.

TOSHIBA TEC CORPORATION

© 2011-2017 TOSHIBA TEC CORPORATION All Rights Reserved
1-11-1, Osaki, Shinagawa-ku, Tokyo 141-8562, JAPAN

 PRINTED IN INDONESIA
EO2-33053