

drive | image

toshiba edition



A flexible, customizable suite of tools for
Toshiba® e-BRIDGE®-enabled MFPs.

It's a programmable ignition system
for your imaging workflow.

TOSHIBA
Leading Innovation >>>



drivve | image

Brains and Brawn (for your MFP)

Drive | Image is a powerful set of feature-rich, customizable tools for capturing, processing and distributing document images — and the vital information they contain. By bringing together modules that are highly intelligent and ridiculously user-friendly, the Drive | Image suite helps turn your MFP into an exceptionally integrative workflow engine. In fact, Drive | Image transforms your entire network of MFPs into a responsive, finely tuned programmable ignition system for these workflows. And with its simple installation and easy configuration, everyone in your organization can accelerate to full-blown office synchronization — to office automation that puts the *force* back in workforce.

Highlights at a glance

- Personalized profiles offer one-touch automated capture, processing and distribution in full security
- Create customized scanning workflows in seconds for each type of document
- Access existing information resources (ERP, CRM, etc.) and use an organization's metadata to index incoming documents or to intelligently generate file and folder names
- Standardize and distribute profiles with centralized configuration for multiple machines
- Elegant and easy-to-use UI: Drivve's innovative solutions harness advancing technologies while emphasizing excellence in design and overall user experience



Unparalleled Usability

Getting your vital information to flow should be as natural and intuitive as possible. That's why we made Drive | Image so ridiculously user-friendly, most people won't even know they're using it. Its simple 3-step configuration process — input, processing, output — doesn't require users to know how to run an MFP (much less a network) to get the full benefit of its advanced automation. And administrators will love using Drive | Image's easy configuration interface to create an unlimited number of sequenced workflows that will save their team countless man-hours — and let them get on with the business of getting down to business.



• Input

Format the input fields that determine what information users need to enter, if any, at the MFP panel to quickly and efficiently index their scanned docs. It's a snap to design your own MFP display configurations. Create automated scan profiles with predefined document filing at the touch of a button or flexible scan profiles with customized indexing and processing.



• Processing

Once scans are sent to the Drive | Image server, the personalized scan profiles enable a host of image-processing features, from high-precision image correction and enhancement options to bar code recognition, Bates stamping, and file format conversion, etc.



• Output

Define user distribution options: Where will a doc be stored, emailed, or faxed after it's been indexed and optimized? Create a simple File Output with easily recognizable file name generation, which requires users to input part of the file name; an Email Output, which lets users define different email distribution lists; a Fax Output, which enables easy integration with most popular fax servers. And complete your formatting by ensuring scan quality and defining other Options, such as scanner preferences and permissions.

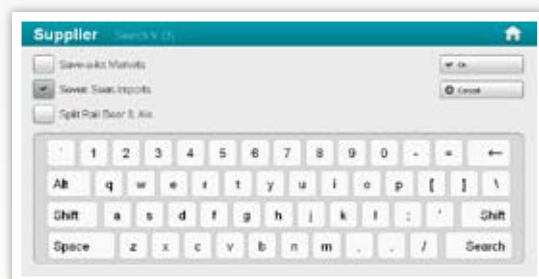
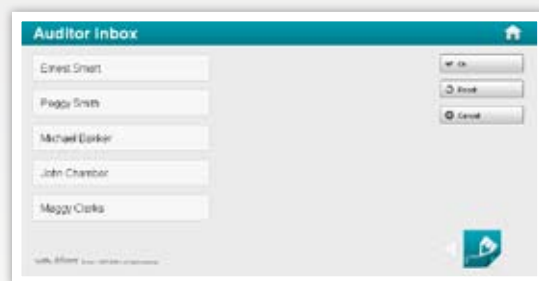
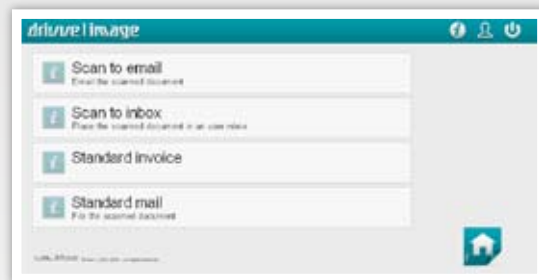


toshiba edition



Drive | Image Toshiba® Edition exploits the full potential of Toshiba technology.

Redefining the very concept of an MFP, the Toshiba e-BRIDGE® Open Platform opens the door to a broad array of value-added functionality and flexibility. In short, it's designed to deliver the power of customization so you can work smarter. We got the power. And we're passing it on to you. This powerful document imaging and workflow suite for the entire lineup of Toshiba multifunction peripherals lets you build real, customized solutions that bring personal user profiles to the touch screen of any Toshiba e-BRIDGE-enabled device.



Modules

Scanning outside the box

With imaging solutions, you can never have too much functionality. Then again, a lengthy feature list will get you only so far — it's really no replacement for a truly integrated solution. To achieve that, it's essential to consider who will actually be using the middleware that connects MFPs to networks.

With Drive | Image, the vast majority of end users don't even know they are users, period. They're the beneficiaries of the seamless intelligence of a system that takes care of all the busy work for them. In most instances, they need only tap a single button to execute tasks that are generally considered half chore, half drudgery. But for those of you who are responsible for saving precious time from being squandered pressing copier buttons, the following descriptions of the various modules that compose the Drive | Image scanning system will be enlightening. Here you'll find a toolbox with everything you need to build a custom, high-performance imaging solution. It's the Office Tuner's ultimate toy chest. Easy as pie.



Scanner Power Tools (SPT)



Database Connector (for SPT)



Exchange | Fax Connector



Barcode Module (for SPT)



OCR Module (for SPT)



SnapForm® Pilot



Coversheet Module
(for SPT and Barcode Module)



SharePoint® Connector



Scanner Power Tools (SPT)

Mega-tweaks for office geeks

Juice up your Toshiba MFP's feature set with multiple image-processing powers — and then let it loose! (It'll know exactly what to do.)

If pushing tons of paper is beginning to cramp your work style, Scanner Power Tools may soon become one of the key components in your organization's quest for Total Office Integration. The core of the Drive | Image suite, SPT is the command center that links MFPs to your network (and the world) and enables you to automate an unlimited number of tasks — all at the touch of a button.

Building complex workflows is a cinch with SPT. Administrators can easily configure all the automated processes their team requires, both fully automated scan profiles with predefined document filing at the touch of a button and flexible scan profiles with customized indexing, image processing, file format conversion, automatic document separation using bar codes etc. Need these workflows to plug directly into your information infrastructure? When used together with the other Drive | Image modules, SPT leverages virtually all of your existing data to make tasks — automated indexing, intelligent filename generation, Bates stamping, email blasting or notification — a total no-brainer.

Database Connector (for SPT)

Plug in and pull ahead

The greatest benefit, by far, of the Toshiba e-BRIDGE® Open Platform's groundbreaking technology is the connectivity it provides your MFP. Drive | Image's Database Connector plugs you directly into 98% of all databases in the field today.

As you've seen, SPT can work wonders with document processing all on its own. But nothing compares to what happens when you plug the Database Connector into the equation — yet another dimension is discovered. It's not just a matter of generating scan packages that are pushed to your network. Nor is it a question of relying on end users to input vital information by hand. Drive | Image's Database Connector enables you to pull relevant info, decisively, from your already existing information infrastructure and apply it immediately (i.e., without mediation) to the task at hand.



Exchange | Fax Connector

Scan direct — to the entire world

Get perfect integration with Microsoft® Exchange and selected fax server products. It's a big planet, but you've got it covered.

What happens when you need to do some serious emailing or faxing, when you need to get an email blast or a fax broadcast off in a hurry? Not many MFPs can handle such a big job on their own. That's because group blasts or broadcasts demand a machine that's integrated with your Exchange server or fax server, because you need access to the email addresses and fax numbers you have stored on them.

Enter the Exchange | Fax Connector from Driveve | Image.



Barcode Module (for SPT)

Get your office engine humming

Pushing the envelope — literally. Adding the Barcode Module to SPT accelerates and streamlines your document workflow. Add efficiency to high performance. Seat belts required.

If you're looking for ways to make work flow smoothly throughout, whether it be from one desk to another in the same office or from one retail store to HQ, the Driveve | Image Barcode Module is one of the more powerful instruments in the Office Tuner's toolbox. Virtually nothing will help you keep it all together, locally or globally, than a two-dimensional bar code. And if you want to be able to use them, your input devices have to be able to read them.



Optical Character Recognition (for SPT)

Switch on your high beams

Use our visionary OCR engine to create readable and searchable PDF documents encrypted to ensure confidentiality.

Optical Character Recognition: the terms “digital office,” “office automation,” or even “document/content management” are absolutely meaningless without it. That’s because OCR doesn’t just make your scanned documents readable — it makes them intelligible, by a system that is greater than the sum of its parts: Your Company Name Here.

Use Drivve | Image Zonal OCR to process information within a defined section of a scanned document. Zonal OCR is a great way to automate the data entry associated with imaging tasks. Whether you need OCR to convert your simple TIFF scans to searchable PDFs or to pull a customer number from a scanned contract, you’ll want it to perform at a very high level. And Drivve | Image’s OCR Module is quite exacting in its operation.

SnapForm® Pilot

You’re cleared for takeoff

Drivve has joined forces with SnapForm, one of the industry’s premiere eForm platforms. These are fully integrated eDocs with a serious amount of traction.

Drivve’s mission is to help you achieve total automation of your digital office, so it’s not surprising that Drivve | Image’s deep integration with the SnapForm eForm platform is fast becoming an integral part of our strategy.

Imagine stepping up to any Toshiba MFP, calling up a SnapForm by name, and having one or several input fields appear on the MFP display. As you begin to type in information, the rest of the fields begin to autopopulate with relevant data pulled from your database(s). Then, when you send or print the SnapForm, you’ll see that a lot of additional important information has been drawn into the SnapForm itself and is all contained within a two-dimensional bar code. Now the SnapForm can be converted into a PDF.



Coversheet Module (for SPT and Barcode Module)

Distributed scanning at its most versatile

Generate coversheets that automate your scanning workflow — and leverage your information infrastructure.

The Drive | Image Coversheet Module expands the reach of this already powerful scanning suite. Using SnapForm® (snapform.com) eForm technology to generate attractive coversheets with 2D bar coding, Coversheet transforms any Toshiba MFP into a fully integrated capture workstation.

It's simple: adding a 2D bar code to a coversheet lets you "tell" the Drive | Image engine, running server-side, exactly what you want to call your scans, what you want them to do, what file format they should be in ... even where or to whom you want them to go.



SharePoint® Connector

Speed your docs into SharePoint

Let Drive | Image process your optimized docs directly into SharePoint, right from your Toshiba MFP panel.

Organizations using Microsoft Windows® SharePoint Services will be happy to know they have a powerful strategic ally to help them get their Toshiba MFPs integrated with their SharePoint systems. Drive's SharePoint Connector module brings the full force of the Drive | Image suite to bear on the task of automating distributed capture in flexible, creative ways. From the creation of point-of-scan, personalized profiles through image processing and file format conversion, to autogenerated file names and filing structures, the SharePoint Connector makes feeding your SharePoint installation effortless.

The Drivve Document Ecosystem

Redefining the document imaging and management space



drivve | image + drivve | dm

Never before have document imaging and management been so seamlessly integrated with the control panel of your Toshiba MFP. Drivve | Image, when deployed together with Drive | DM, our fully browser-based DMS, provides the brainpower that makes Drive | DM not just the preferred destination for all your information-rich documents but, together with an ever-growing array of Web-based tools, a complete turnkey ecosystem covering a broad spectrum of every SMB's imaging, document/content management, and workflow needs.

From full control of your Toshiba MFP input to distribution through the browser application all the way out to the iPhone or iPad (and soon other mobile devices), Drivve's complete document solution is the perfect platform for enabling organizations to achieve optimal efficiency and overcome the stresses associated with information overload.



drive | dm

Browser-Powered Doc Management

Drive | DM is a robust yet streamlined browser-based document/content management system that pushes Web 2.0 technologies to their limit to make your organization's vital information accessible from anywhere (through all major browsers) and create an enjoyable, highly efficient user experience that will let work flow. Drive | DM is also available as a fully hosted SaaS solution.

Features at a glance

- High-performance browser-based **Document Management** let's you index, archive, search and retrieve documents using a PC or Mac. And use Drive | DM for iPhone (and soon other smartphones) for remote access and collaboration
- **Projects workspace** adds a whole new level of organization to your document archive and makes securely sharing documents within teams effortless
- **Intuitive Indexing** lets you organize your info the way you see fit
- An **Ease of Use** embodied in a UI of unrivaled elegance that is intuitive, easy to learn, and enjoyable to use
- Simplified **Installation** options (hosted or in-house) make things easy for IT managers
- Absolute **Administration** control over your organization's Live Archive™ and all its functions — from anywhere with access to the World Wide Web
- Infinite powers of **Scalability** means you'll never outgrow us, whatever size your organization
- Fortified **Data Protection** takes the worry out of security, which is assured all the way down to the single-document level



TOSHIBA

Leading Innovation >>>

Corporate Office
2 Musick
Irvine, CA 92618-1631
P: 949-462-6000
F: 949-462-2510
www.copiers.toshiba.com

East Coast
959 Route 46 E, 5th Flr.
Parsippany, NJ 07054
P: 949-462-6000

Midwest
8770 W. Bryn Mawr Ave., Ste. 700
Chicago, IL 60631
P: 773-380-6000

South
2037 Bakers Mill Rd.
Dacula, GA 30019
P: 678-546-9385

West Coast
142 Technology, Ste. 150
Irvine, CA 92618
P: 949-462-6262

www.drive.com
info@drive.com